



CONSEIL INTERNATIONAL DU SPORT MILITAIRE
INTERNATIONAL MILITARY SPORTS COUNCIL CONSEJO
INTERNACIONAL DEL DEPORTE MILITAR
المجلس الدولي للرياضة العسكرية



CISM SPORT REGULATIONS SHOOTING

Draft Edition 12.08.2018

**Voting and Approved at the Enlarged CSC Meeting in
October 2018 at the 51th WMC Shooting in Bari (ITA)**



INDEX

1 Introduction	5
2 World Military Shooting Championships.....	5
2.1 Name	5
2.2 Preparations.....	5
2.3 Events.....	6
2.3.1 Rifle	6
2.3.2 Pistol.....	6
2.3.3 Shotgun.....	6
2.4 Titles Attributed	6
2.4.1 Individual Titles Rifle and Pistol, Men	6
2.4.2 Individual Titles Rifle and Pistol, Women	7
2.4.3 Individual Titles Shotgun, Men	7
2.4.4 Individual Titles Shotgun, Women	7
2.4.5 Team Titles Rifle and Pistol, Men.....	7
2.4.6 Team Titles Rifle and Pistol, Women.....	7
2.4.7 Team Titles Shotgun, Men	7
2.4.8 Team Titles Shotgun, Women	7
2.4.9 Team Title Shotgun, Mixed.....	7
2.5 Badges and Certificates	7
2.6 Awards and Prices	7
2.6.1 Official Medals	8
2.6.2 The Perpetual Trophy "Best Nation"	8
2.6.3 The Victorious Shield.....	8
2.6.4 Responsibility for the Trophy	8
2.6.5 Best Nation Rifle Shooting.....	8
2.6.6 Best Nation Pistol Shooting	8
2.6.7 Best Nation Shotgun	8
2.6.8 Best Shooter Pistol Men	9
2.6.9 Best Shooter Pistol Women	9
2.6.10 Best Shooter Rifle Men.....	9
2.6.11 Best Shooter Rifle Women.....	9
2.6.12 Best Shooter Trap Men	9
2.6.13 Best Shooter Trap Women	9
2.6.14 Best Shooter Skeet Men	9
2.6.15 Best Shooter Skeet Women	9
2.6.16 Other prizes.....	10



3 Composition of a Mission	10
3.1 The Numbers of Participants.....	10
3.2 Jury Members	10
3.3 Composition of a Team.....	11
3.4 Range Facilities and Program for the World Military Shooting Championships (Examples only)	11
3.4.1 Minimum range capacities	11
3.4.2 Range facilities.....	11
3.4.3 Example Programme Rifle and Pistol	11
3.4.4 Example Programme Shotgun.....	12
3.4.5 Specials	13
4 Organisation	13
4.1 Technical Direction Sub-Committee	13
4.2 Jury Selection.....	13
4.3 Dresscode for Range Officials and Jury	14
4.4 Juries for Rifle and Pistol.....	14
4.4.1 Classification Jury for Rifle and Pistol.....	14
4.4.2 Technical Jury for Rifle and Pistol	14
4.4.3 Equipment Control Jury for Rifle and Pistol.....	14
4.4.4 Jury of Appeal for Rifle and Pistol.....	15
4.5 Juries For Shotgun	15
4.5.1 Technical Jury Shotgun.....	15
4.5.2 Jury of Appeal for Shotgun	16
4.6 Protests and Appeals.....	16
4.7 Official MEetings.....	16
4.8 Anti – Doping Control	16
5 Special Regulations.....	17
5.1 General.....	17
5.2 Shooting – Events 300m Rifle.....	17
5.2.1 Shooting - Regulations for 300m Military Rapid Fire Rifle	17
5.2.2 EST Score Protest	19
5.2.3 When a Shot Fails to Register or Display on the Monitor	19
5.3 Shooting – Events 50m Women Rifle.....	20
5.3.1 Shooting - Regulations for 50m Women Rifle Prone	20
5.3.2 Shooting - Regulations for 50m Women Rifle 3 Positions	20
5.4 Shooting – Events 25m Pistol, Men and Women	20
5.4.1 Shooting - Regulations for 25m Men Center Fire Pistol	20
5.4.2 Shooting-Regulations for 25m Men Military Rapid Fire Pistol.....	20
5.4.3 Shooting Regulations for 25m Women Pistol.....	20



5.4.4 Shooting Regulations for 25m Women Military Rapid Fire Pistol.....21

5.4.5 Individual Ranking all competition 25m Women and Men.....21

5.4.6 Shoot-offs for Ties in 25m events21

5.5 Shooting – Events Shotgun.....21

5.5.1 Shooting - Regulations for Trap Men and Women.....21

5.5.2 Shooting - Regulations for Skeet Men and Women.....21

5.5.3 Ranking in all Shotgun-Competitions in CISM.....21

5.6 Qualification for the Individual Competitions in Rifle and Pistol Event22

5.7 CISM World Records23

6 CISM Cadet Games23

6.1 General Remarks.....23

6.2 Events Rifle.....23

6.3 Pistol 24

6.4 Titles Attributed24

6.4.1 Individual Titles Rifle and Pistol Men24

6.4.2 Individual Titles Rifle and Pistol Women24

6.4.3 Team Titles Rifle and Pistol Men.....24

6.4.4 Team Titles in Pistol Women24

6.5 Badges and Certificates24

6.6 Awards and Prizes24

6.7 Official Medals.....25

6.8 Composition of a Mission25

6.9 CISM Cadet Shooting - Events25

6.9.1 300m Rifle Cadet25

6.9.2 25m Pistol Cadet.....26

6.10 The Challenge Cup “Best Cadet Nation”27

6.11 Malfunctions27

6.12 Tie - Breaking.....27

6.13 Weapons27

6.14 Clothing, Glasses and other Helps.....27

7 Checklist for World and International Military Championships27

7.1 General Procedures for Organizing Committees.....27

7.2 Preparation and Conduct of a World and International Military Shooting
Championship28

8 Forms for Jury.....29

9 Annexes 30



1 INTRODUCTION

The **World Military Shooting Championship** is in principle organized every year under the patronage of the **International Military Sports Council (CISM)**. The organizing country is appointed during the General Assembly being held minimum one year before the championship.

The place and dates of the championship must be communicated and coordinated with the **International Shooting Sport Federation (ISSF)** and World Shooting Para Sport (WSPS)

The *Specific Regulations* for Shooting will primarily govern the World Military Shooting Championship but also continental championships, regional championships, regional tournaments and other international military shooting competitions.

Except for some modifications as mentioned in these regulations, in particular with regard to the Military Rapid Fire in Rifle- and Pistol-Shooting, *the ISSF Rules for Rifle-, Pistol- and Shotgun - Shooting* will be in force. It is obligatory for all chiefs of mission to be in possession of up-to-date CISM and ISSF-Regulations.

The working language is English. In the event of discrepancies arising from interpretation of rules, the English text is decisive as per **ISSF**.

2 WORLD MILITARY SHOOTING CHAMPIONSHIPS

2.1 NAME

World Military Shooting Championships are called:

"(NUMBER) WORLD MILITARY SHOOTING CHAMPIONSHIP (Year) (CISM Logo)".

2.2 PREPARATIONS

Minimum six Month before the start of the World Military Shooting Championship, **the President or his deputy and the Secretary** of the **CISM Shooting Committee** will be appointed to act on behalf of **CISM** in an advisory capacity to the organizing nation. The adviser must visit the organizing country to discuss all matters concerning the competitions and will offer such advice as deemed appropriate. After conclusion of his tour, he will submit a report. A copy of this report will be sent to the organizing nation. The costs and expenses of the visit **are to be paid by the organizing country**.

See also *CISM Regulations, Chapter VII / VIII*.



2.3 EVENTS

2.3.1 Rifle

- 300m Standard Rifle 3 Position Men Team
- 300m Standard Rifle 3 Position Men Individual
- 300m Military Rapid Fire Rifle Men Team
- 300m Military Rapid Fire Rifle Men Individual
- 50m Rifle Prone Women Team
- 50m Rifle Prone Women Individual
- 50m Rifle 3 Position Women Team
- 50m Rifle 3 Position Women Individual
- Team match, Women, 50m Rifle Prone

2.3.2 Pistol

- 25m Center Fire Pistol Men Team
- 25m Center Fire Pistol Men Individual
- 25m Military Rapid Fire Pistol Men Team
- 25m Military Rapid Fire Pistol Men Individual
- 25m Pistol Women Team
- 25m Pistol Women Individual
- 25m Military Rapid Fire Pistol Women Team
- 25m Military Rapid Fire Pistol Women Individual

2.3.3 Shotgun

- Trap Men Team
- Trap Men Individual
- Skeet Men Team
- Skeet Men Individual
- Trap Women Team
- Trap Women Individual
- Skeet Women Team
- Skeet Women Individual
- Trap Mixed Team

2.4 TITLES ATTRIBUTED

2.4.1 Individual Titles Rifle and Pistol, Men

- (Year) World military champion in 300m Standard Rifle 3 Positions Men
- (Year) World military champion in 300m Military Rapid Fire Rifle Men
- (Year) World military champion in 25m Center Fire Pistol Men
- (Year) World military champion in 25m Military Rapid Fire Pistol Men



2.4.2 Individual Titles Rifle and Pistol, Women

- (Year) World military champion in 50m Rifle Prone Women
- (Year) World military champion in 50m Rifle 3 positions Women
- (Year) World military champion in 25m Pistol Women
- (Year) World military champion in 25m Military Rapid Fire Pistol Women

2.4.3 Individual Titles Shotgun, Men

- (Year) World military champion in Trap Men
- (Year) World military champion in Skeet Men

2.4.4 Individual Titles Shotgun, Women

- (Year) World military champion in Trap Women
- (Year) World military champion in Skeet Women

2.4.5 Team Titles Rifle and Pistol, Men

- (Year) World military champion in 300m Standard Rifle 3 positions Team Men
- (Year) World military champion in 300m Military Rapid Fire Rifle Team Men
- (Year) World military champion in 25m Center Fire Pistol Team Men
- (Year) World military champion in 25m Military Rapid Fire Pistol Team Men

2.4.6 Team Titles Rifle and Pistol, Women

- (Year) World military champion in 50m Rifle Prone Team Women
- (Year) World military champion in 50m Rifle 3 positions Team Women
- (Year) World military champion in 25m Pistol Team Women
- (Year) World military champion in 25m Military Rapid Fire Pistol Team Women

2.4.7 Team Titles Shotgun, Men

- (Year) World military champion in Trap Team Men
- (Year) World military champion in Skeet Team Men

2.4.8 Team Titles Shotgun, Women

- (Year) World military champion in Trap Team Women
- (Year) World military champion in Skeet Team Women

2.4.9 Team Title Shotgun, Mixed

- (Year) World military champion in Trap Team Mixed

2.5 BADGES AND CERTIFICATES

See CISM Regulations, Chapter VII / VIII.

2.6 AWARDS AND PRICES

See CISM Regulations, Chapter VII / VIII.



2.6.1 Official Medals

The following official CISM medals are awarded. These medals are provided at the expense of the host nation:

- A medal to each of the first three competitors in the individual of each discipline.
- A medal to each member of the first three teams of each discipline.
- One complete medals set (gold, silver, bronze) for the CSC Shooting

2.6.2 The Perpetual Trophy “Best Nation”

The Main Challenge Cup (a pair of ornate silver dueling pistols) was first presented, by King Paul of Greece, to CISM in 1957. In 1972, after the United States won the CISM Shooting championship for five consecutive years, they were awarded the pistols on permanent basis. In 1973, the United States proposed the pistols became the U.S. Army Challenge Trophy and placed them in competition for perpetual rotation for future Rifle and Pistol World Military Shooting championships.

2.6.3 The Victorious Shield

The Shotgun trophy is the Victorious shield. This prize was presented by the State of Qatar.

2.6.4 Responsibility for the Trophy

Between two successive competitions, each winning nation has to take the trophy mentioned above, in custody, and is also responsible for handing them over to the host nation upon arrival at the next championship. The holder of the trophy must ensure that any outstanding engraving is carried out and is responsible for any upkeep costs.

2.6.5 Best Nation Rifle Shooting

Basis to win this trophy is the summary of the results:

- 300m Standard Rifle 3 Position Men Team
- 300m Military Rapid Fire Men Team
- 50m Rifle Prone Woman Team
- 50m Rifle 3 Position Woman Team

2.6.6 Best Nation Pistol Shooting

Basis to win this trophy is the summary of the results

- 25m Center Fire Pistol Men Team
- 25m Pistol Women Team
- 25m Military Rapid Fire Pistol Men Team
- 25m Military Rapid Fire Pistol Women Team

2.6.7 Best Nation Shotgun

Basis to win this trophy is the summary of the results

- Trap Men Team
- Skeet Men Team
- Trap Women Team
- Skeet Women Team
- Trap Mixed Team (if shot)



2.6.8 Best Shooter Pistol Men

Basis to win Best Shooter Pistol Men is the summary of the results

- 25m Center Fire Pistol Men Individual
- 25m Military Rapid Fire Pistol Men Individual

2.6.9 Best Shooter Pistol Women

Basis to win Best Shooter Pistol Women is the summary of the results

- 25m Pistol Women individual
- 25m Military Rapid Fire Pistol Women Individual

2.6.10 Best Shooter Rifle Men

Basis to win Best Shooter Rifle Men is the summary of the results

- 300m Three Positions Rifle Men Individual
- 300m Rifle Military Rapid Fire Men Individual

2.6.11 Best Shooter Rifle Women

Basis to win Best Shooter Rifle Women is the summary of the results

- 50m Prone Rifle Women Individual
- 50m Three Positions Rifle Women Individual

2.6.12 Best Shooter Trap Men

Basis to win Best Shooter Trap Men is the summary of the results

- Trap Men Individual
- Trap Men Team (Individual result)

2.6.13 Best Shooter Trap Women

Basis to win Best Shooter Trap Women is the summary of the results

- Trap Women Individual
- Trap Women Team (Individual result)

2.6.14 Best Shooter Skeet Men

Basis to win Best Shooter Skeet Men is the summary of the results

- Skeet Men Individual
- Skeet Men Team (Individual result)

2.6.15 Best Shooter Skeet Women

Basis to win Best Shooter Skeet Women is the summary of the results

- Skeet Women Individual
- Skeet Women Team (Individual result)



2.6.16 Other prizes

In addition to the official medals and prizes, the organizing country may present prizes of its own choice.

It is recommended to the organizing country to present:

- A prize to each of the three best competitors in each individual event.
- A prize to each member of the three best teams of each event.

3 COMPOSITION OF A MISSION

3.1 THE NUMBERS OF PARTICIPANTS

The mission of a country participating in any CISM shooting competition is based on the events conducted.

Mission / Staff

- 1 Chief of mission 1 Team captain

Rifle

- 1 Coach Rifle Men 3 Rifle shooters Men
- 1 Coach Rifle Women 3 Rifle shooters Women

Pistol

- 1 Coach Pistol Men 3 Pistol shooters Men
- 1 Coach Pistol Women 3 Pistol shooters Women

Shotgun

- 1 Team captain Shotgun 1 Coach Shotgun Men
- 3 Shotgun Trap shooters Men 3 Shotgun Skeet shooters Men 1 Coach Shotgun Women
- 3 Shotgun Trap shooters Women 3 Shotgun Skeet shooters Women

Jury / Referee

- 1 Jury Rifle
- 1 Jury Pistol
- 2 Jury / Referee Shotgun

3.2 JURY MEMBERS

The host country determines together with the President CISM Shooting Committee or his deputy, which countries are requested to send Jury- members holding an ISSF license A or B to any shooting competition. This has to be stipulated in the invitation.

One member of the officials of the mission may be expected to act as a member of a Jury (*Jury of Appeal, Classification Jury, Technical Jury or Equipment Control Jury*).

No other additional member may be included in the mission without special authorization from the host country.

See also CISM Regulations, Chapter VII / VIII.



3.3 COMPOSITION OF A TEAM

All teams for the rifle and pistol events are composed of **three (3)** competitors. The results of the three team members will be counted for the team result.

Any nation unable to provide a full team can be represented by one or more individual competitors in the team event.

A competitor can only participate in either the Rifle or Pistol or Shotgun events.

3.4 RANGE FACILITIES AND PROGRAM FOR THE WORLD MILITARY SHOOTING CHAMPIONSHIPS (EXAMPLES ONLY)

3.4.1 Minimum range capacities

For World Military Shooting Championships, the following range capacities are necessary:

300m Rifle

Minimum 35 targets

50m Rifle

Minimum 40 targets

25m Pistol

Minimum 40 targets

Shotgun Trap and Skeet

Minimum 3 combined Ranges

3.4.2 Range facilities

- 1 Office for the President
- 1 Office for the Chairman of the Classification Jury
- 1 Lounge for the Jury members
- 1 Lounge for the CSC members
- 1 Briefing room

3.4.3 Example Programme Rifle and Pistol

1st day

- Arrival of missions/accreditation/equipment control

2nd day

- Pre event training
- Equipment Control Preliminary Meeting Opening Ceremony

3rd day

- Team match, 300m Standard Rifle 3 positions
- Team match, Men 25m Center Fire Pistol (Precision course)
- Team match, Women 50m Rifle Prone
- Team match, Women 25m Pistol (Precision course)



4th day

- Individual match, 300m Standard Rifle 3 positions
- Team Match Men, 25m Center Fire Pistol (Rapid-Fire course) Individual match, Women 50m Rifle Prone
- Team match, Women 25m Pistol (Rapid-Fire course)

5th day

- Individual match, Men 25m Center Fire Pistol
- Individual match, Women 25m Pistol
- Pre event trainings, Rifle and Pistol

6th day

- Team match, 300m Military Rapid Fire Rifle
- Team match, Men 25m Military Rapid Fire Pistol
- Team match, Women 50m Rifle 3 Positions
- Team match, Women 25m Military Rapid Fire Pistol

7th day

- Individual match, 300m Military Rapid Fire Rifle
- Individual match, Men 25m Military Rapid Fire Pistol
- Individual match, Women 50m Rifle 3 Positions
- Individual match, Women 25m Military Rapid Fire Pistol
- Closing ceremony Closing banquet

8th day

- Excursion/study day (*optional*), Departure

9th day

- Departure

3.4.4 Example Programme Shotgun

1st day

- Arrival of missions/accreditation/equipment control

2nd day

- Training PET
- Equipment Control
- Technical Meeting
- Opening Ceremony

3rd day

- Trap Men

4th day

- PET Trap Women

5th day

- Double Trap Men
- Trap Women
- PET Skeet Women

6th day

- Skeet Women
- PET Skeet Men



7th day

- Skeet Men
- Closing ceremony
- Closing banquet

8th day

- Excursion/study day (*optional*), Departure

9th day

- Departure

3.4.5 Specials

In addition to the examples of programs in, 3.3.3 and 3.3.4, the host nation is responsible for organizing CSC Shooting Meetings and other activities as mentioned in CISM Regulations, Chapter VII / VIII.

The host nation must inform the President of the CISM Shooting Committee of any major deviation from provisions under article 3.3. The CSC Shooting is empowered to decide certain modifications required by local conditions.

4 ORGANISATION

The general organization of CISM-competitions is described in *CISM Regulations, Chapter VII / VIII*. Therefore, only supplementary regulations for CISM-Shooting are listed below.

4.1 TECHNICAL DIRECTION SUB-COMMITTEE

This committee will be in charge of the technical direction of the championship and have a responsibility for preparing the championship to include the following points:

- Choice of facilities
- Program of the events
- Training facilities and provisions for directing the championship
- Ensure that the championship will be organized and conducted according to the *existing CISM and ISSF Regulations*.
- Nominate qualified officials in charge of the technical direction of the championship according to the CISM and ISSF Regulations.

4.2 JURY SELECTION

PCSC selects the Jury Members before the PET with assistance from the host country.

The Jury will be confirmed during Preliminary Meeting. The Jury Members must be at the range during all PET Training. Under no circumstances can any member of the Juries belong to the Organizing Committee.



4.3 DRESSCODE FOR RANGE OFFICIALS AND JURY

Juries and other range officials should be distinguishable on the range from competitors, team officials and spectators. The PCSC will agree the dress with the host country. Dress should be smart but military uniform may be appropriate on the range for officials.

4.4 JURIES FOR RIFLE AND PISTOL

4.4.1 Classification Jury for Rifle and Pistol

A classification jury will be appointed for each competition with sufficient personnel to supervise each range. A sub-classification Jury may be necessary if the ranges are not collocated. The chairman and members of Classification Jury are appointed prior to PET and confirmed during the preliminary meeting. They are discharged after the official closing of the competition.

Composition

The Classification Jury should include at least three qualified members who can be either civilian or military personnel. The host country must nominate a minimum of one member and the other members will be selected from the participating missions. The members of the Classification Jury should hold an ISSF Judges Licence A or B and have completed the ISSF Electronic Scoring Target course.

Duties

The Classification Jury is responsible for the official startlists, results, timing and scoring procedures. See also ISSF Rules.

4.4.2 Technical Jury for Rifle and Pistol

At least three juries have to be appointed: One for rifle 300m, one for rifle 50m and one for pistol 25m. The chairman and members of the Rifle and Pistol Jury are appointed prior to PET and confirmed during the preliminary meeting. They are discharged after the official closing of the competition.

Composition

Each Technical Jury is composed of a chairman and at least two qualified members who can be either civilian or military personnel. The organizing country must nominate one (or two) member(s) and two (or one) member(s) will be selected from the participating missions. The members of the Technical Juries should hold ISSF Judges License A or B.

Duties

The Technical Juries are responsible for the satisfactory progress of a competition and must ensure that the conduct of the events is *according to CISM- and ISSF Regulations*. For the detailed duties of the Technical Juries see *CISM- Regulations, Chapter VII / VIII and the ISSF Rules and Regulations*.

4.4.3 Equipment Control Jury for Rifle and Pistol

The Equipment Control Section will be assisted and supervised by Jury Members. The chairman and members of the Equipment Control Jury are appointed prior to PET and confirmed during the preliminary meeting. They are discharged after the official



closing of the competition.

Composition

Each Equipment Control Jury is composed of a chairman and at least two qualified members who can be either civilian or military personnel. The organizing country must nominate one (or two) member(s) and two (or one) member(s) will be selected from the participating missions. The members of the Equipment Control Juries should hold ISSF Judges License A or B.

Duties

Equipment Control Juries supervise the testing of athletes clothing and equipment.

4.4.4 Jury of Appeal for Rifle and Pistol

See *CISM Regulations, Chapter VII / VIII*.

The chairman and members of the Jury of Appeal are appointed prior to PET and confirmed during the preliminary meeting. They are discharged after the official closing of the competition.

Composition

Each Jury of Appeal is composed of a chairman and at least two qualified members who can be either civilian or military personnel. The country must nominate one member and two (or one) member(s) will be selected from the participating missions. The members of the Equipment Control Juries should hold ISSF Judges License A or B.

Duties

The Jury of Appeal is responsible for making final decisions on all written appeals against decisions by Technical and Equipment Control Juries. Decisions by the Jury of Appeal and Classification Jury may not be appealed!

4.5 JURIES FOR SHOTGUN

4.5.1 Technical Jury Shotgun

All persons who are designated to serve as an official in CISM competitions must possess a valid qualification appropriate to the level of the competition.

The chairman and members of the Shotgun Jury are appointed prior to PET and confirmed during the preliminary meeting. They are discharged after the official closing of the competition.

Composition

The jury includes at least five qualified members who can be either civilian or military personnel. The host country may nominate one (or two) member(s) and four (or three) members will be selected from the participating missions. The Jury members should hold ISSF Judges License A or B.

The Chairman and members of the Jury are appointed during the preliminary meeting and discharged after the official closing of the competition.

Under no circumstances can any member of the Jury belong to the Organizing Committee.

Duties

The Jury is responsible for the satisfactory progress of a competition and must ensure that the conduct of the events is according to *CISM- and ISSF Regulations*. For the detailed duties of the Shotgun Jury see *the ISSF Rules and Regulations and CISM-*



Regulations, Chapter VII / VIII.

4.5.2 Jury of Appeal for Shotgun

See CISM Regulations, Chapter VII / VIII and ISSF Rules and Regulations.

The chairman and members of the Jury of Appeal are appointed during the preliminary meeting and discharged after the official closing of the competition.

Composition

Each Jury of Appeal is composed of a chairman and at least two qualified members who can be either civilian or military personnel. The country must nominate one member and two (or one) member(s) will be selected from the participating missions. The members of the Equipment Control Juries should hold ISSF Judges License A or B.

Duties

The Jury of Appeal is responsible for making final decisions on all written appeals against decisions by Technical and Equipment Control Juries. Decisions by the Jury of Appeal and Classification Jury may not be appealed!

4.6 PROTESTS AND APPEALS

According to ISSF Rules and Regulations.

4.7 OFFICIAL MEETINGS

See CISM Regulations, Chapter VII / VIII.

4.8 ANTI – DOPING CONTROL

Doping is defined as:

the presence of prohibited substances or its metabolites or markers in an athletes bodily specimen

-the use or the attempted use of a prohibited substance or a prohibited method

-the refusing, or failing without compelling justification to submit to sample collection after notification

Doping, according to this definition, is strictly forbidden in CISM, and especially in Shooting.

At least at each CISM Military World Shooting Championship, if possible also at other Major events, anti- doping controls will be carried out according to the latest CISM Anti Doping Regulation (CISM Regulations, Chapter IX) that are fully in line with the World Anti-Doping-Code of WADA.

Specificities of the ISSF Anti Doping Regulation will be considered when necessary.

The operational responsibilities of the anti-doping controls will lie with the Anti-Doping Commission formed for the considered event. The composition and the tasks of this commission are defined in the CISM Anti-Doping Regulation.

At World Military Shooting Championships in Rifle & Pistol-Shooting at least **6** tests have to be carried out without considering world records.

At World Military Shooting Championships in Shotgun-Shooting at least **6** tests have to



be carried out without considering world records.

The PCSC or his deputy can define the number of Doping tests.

Latest Six Month before the start of the World Military Shooting Championship, the PCSC or his deputy defines the numbers of Doping tests.

The list of prohibited substances and methods used for the anti-doping testing in CISM events will always be the current WADA-List.

5 SPECIAL REGULATIONS

5.1 GENERAL

The *ISSF Regulations* will be in force with the necessary modifications as mentioned in this article. The *CISM Shooting Committee* is empowered to decide certain modifications required by local conditions.

5.2 SHOOTING – EVENTS 300M RIFLE

Only standard rifles following the *ISSF Regulations* will be admissible both for the 300m Standard Rifle program and 300m Military Rapid Fire Rifle program..

The 300m Standard Rifle 3 Positions will follow the the *ISSF Rules and Regulations*.

5.2.1 Shooting - Regulations for 300m Military Rapid Fire Rifle

5.2.1.1 Program

The 300m Military Rapid Fire Rifle-Program consists of a shooting event of 60 competition-shots divided into 3 positions of 20 shots each. Each position consists of 2 series of 10 shots and is fired in the following order:

<u>Kneeling:</u>	2 series of 10 shots each. Each series in 2 minutes.
<u>Prone:</u>	2 series of 10 shots each. Each series in 1 minute 30 seconds.
<u>Standing:</u>	2 series of 10 shots each. Each series in 2 minutes.

The Chief Range Office must call athletes to the line at least 15min before the Preparation and Sighting Time starts. The athletes are permitted to handle their guns, dry fire or carry out holding and aiming exercises before Preparation and Sighting Time starts.

Before the competition start there will be a 15min Preparation and Sighting Time.
Commands for sighting shots:

“15 minutes preparation and sighting time - START”

At 30 sec. before the end of the Sighting Time, the CRO will command “**30 SECONDS.**”

At the end the CRO commands “ **End of Preparation and Sighting Time STOP**”

“**UNLOAD**”

This will be followed by a pause when the Technical Officer clears the targets for



MATCH firing.

Each series starts with the command:

"The odd/even numbers get ready for the (kneeling, prone, standing) position"
"Load".

After exactly one minute, the Range Officer will command: **"Attention, three- two-one-START"**.

Each series fired with the odd number targets first, followed by the even number targets.

Before the command "START" is given, the rifle must be held in the ready position, i.e. the weapon is not shouldered.

Commands for the end of a serie:

3sec before the end of the series, a whistle tone will be given. Shots fired after the end of the whistling will be recorded as zero.

At the end the CRO will give the command **"UNLOAD"**

Refires will be shot in the next series or at the end of each position.

Between each shooting position the CRO will give the command: **"Ten Minutes Changeover and Sighting Time Start! "**

At 30 sec. before the end of the Changeover and Sighting Time, the CRO will give the command **"30 SECONDS."**

At the end the CRO will give the command **"CHANGE OVER TIME STOP" "UNLOAD"**

In the Change Over and Sighting Time the shooters may handle their rifles to prepare them for the next position, remove safety flags, dry fire and fire unlimited sighting shots is permitted

5.2.1.2 Safety (Penalties, ready-position, more than 10 shots, etc.)

a) Safety is of the highest importance. After each series, the command "UNLOAD" will be given (cartridges and/or magazines are removed and the action is open and bolt back).

The competitor is allowed to fill an unlimited number of magazines for this programme in the 300 m **Military Rapid Fire Rifle**. The competitor is only allowed to fill the magazines when they are on command or during the PT and Change Over and Sighting Time

b) All magazines have to be empty at the end of the relay, before the shooter leave the firing point. The range officers or the jury must confirm this.

c) If a competitor fires one or more shots between the command "Load " and "Start" *the shots will count but the shooter will lose the same number of shots with the highest value in this series.*

d) If a competitor moves his rifle from the ready position to the firing position before the command "Start", he will first receive a warning. If repeated, he will lose 2 points from the score of that series.

e) Additional shoots and Crossfires are handled as in the ISSF rules.

5.2.1.3 Malfunctions 300m Military Rapid Fire

If a competitor should have malfunctions in the 300 m Rifle Military Rapid Fire, he has to inform the jury by raising his free hand. The following rules must be applied. The shooter will have two (2) AM per relay.

**a) Allowable malfunctions (AM) are:**

- A bullet is lodged in the barrel.
- A part of the action is broken.
- A magazine is jamming

The number of shots already fired must be recorded and the series may be repeated. The shooter must fire all 10 shots at the target in any repeat series, unless a further malfunction occurs. Any shot(s) not fired or not hitting the target must be scored as a miss. Final Score is the total of the ten lowest value shot-scores overall. The shooter may continue to shoot the rest of the event.

The re-fire series will be fired in the next series. Additional series will be added as necessary in that position.

The malfunction must be fixed within 5min. or the shooter can continue the relay with a replacement rifle but without additional sighting shots. Any replacement rifle must be checked by the equipment control jury after the relay.

b) Non-allowable malfunctions (NAM)

All other malfunction not described in rule 5.2.3.4.1.a are NAM.

In the case of a NAM every shot that is not fired will be scored as a miss (zero).

No re-fire or completion is permitted. Only the values of shots fired will be credited to the shooter. The shooter may continue to shoot the remainder of the relay.

c) Malfunctions In sighting shots.

The malfunction must be fixed within the sighting time. or the shooter can continue with a replacement rifle but without additional sighting time. Any replacement rifle must be checked by the equipment control jury after the relay.

If a malfunction (AM or NAM) occurs in the sighting shots it must not be registered as a malfunction.

5.2.2 EST Score Protest

If an athlete protests the value of an indicated shot on an EST, the protest will only be accepted when it is made before the next shot or series is fired.

A protest fee must be paid before the EST procedure starts

If a protest is made concerning the value of a shot, the athlete will be requested to fire a repetition series. The same procedure as an AM apply.

If the protest concerning a shot value, other than zero (0) or failure to register, is not upheld, a two (2) point penalty will be deducted from the score of the disputed series.

The protest fee will not be returned.

The team official or athlete has the right to know the resolution of the disputed shot.

5.2.3 When a Shot Fails to Register or Display on the Monitor

See ISSF Rules



5.3 SHOOTING – EVENTS 50M WOMEN RIFLE

5.3.1 Shooting - Regulations for 50m Women Rifle Prone

This program takes place according to the *ISSF Rules and Regulations* for Women 50m Rifle Prone.

5.3.2 Shooting - Regulations for 50m Women Rifle 3 Positions

This program takes place according to the *ISSF Rules and Regulations* for Women 50m Rifle 3 positions.

5.4 SHOOTING – EVENTS 25M PISTOL, MEN AND WOMEN

5.4.1 Shooting - Regulations for 25m Men Center Fire Pistol

This program takes place according to the *ISSF Rules and Regulations* for the Center Fire Pistol-Program.

5.4.2 Shooting-Regulations for 25m Men Military Rapid Fire Pistol

This program takes place according to the *ISSF Rules and Regulations* for the Standard Pistol-Program with the necessary modifications as mentioned in **the rules below**.

5.4.2.1 Weapons, Ammunition and Targets

Weapons and ammunition according to the *ISSF Regulations* for Center Fire Pistol. Targets to be used are the ISSF-Rapid Fire Pistol – Targets.

5.4.2.2 Program 25m Men Military Rapid

The 25m Men Military Rapid Fire Pistol-Program consists of a shooting event of 60 competition shots divided into three stages of 20 shots each. Each stage consists of four series of 5 shots and is fired in the following order:

- 4 series of 5 shots each in 10 seconds per series
- 4 series of 5 shots each in 8 seconds per series
- 4 series of 5 shots each in 6 seconds per series

Before the competition begins, a series of 5 sighting shots in 10 seconds may be fired.

5.4.2.3 Malfunctions in 25m Pistol Military Rapid Fire: Handling and number

If a competitor should have malfunctions, *the ISSF Rules and Regulations for the Standard Pistol Event* are applicable. Only two Malfunction (AM or NAM) are allowed in the 60 shot Military-Rapid-Fire-Program.

5.4.3 Shooting Regulations for 25m Women Pistol

This program takes place according to the *ISSF Regulations* for the **Women 25m Pistol-Program**.



5.4.4 Shooting Regulations for 25m Women Military Rapid Fire Pistol

This program takes place according to the *ISSF Regulations* for the Standard Pistol-Program with the modifications as mentioned in **5.4.2.1. concerning targets, 5.4.2.2 and 5.4.2.3.**

5.4.5 Individual Ranking all competition 25m Women and Men

The final ranking for the medal-positions in the case of a tie is done by a shoot-off according to the Rules listed below. The rest of the rankings will done by the "Tie breaking Rules"-method according to the ISSF rules.

5.4.6 Shoot-offs for Ties in 25m events

Tied athletes will be allocated new firing points on the range though the drawing of lots by the Technical Jury. If more athletes are tied than target groups are available, the firing sequence will also be determined by the drawing of lots.

5.4.6.1 Shoot-off procedures

25m Pistol Women

Preparation time two (2) minutes

Sighting Series: One (1) five (5) shot series in the rapid fire

Shoot-off series: One (1) five (5) shot series in the rapid fire cours

25m Center Fire Pistol Men

Preparation time two (2) minutes

Sighting Series: One (1) five (5) shot series in the rapid fire

Shoot-off series: One (1) five (5) shot series in the rapid fire cours

25m Military Rapid Fire Men and Women

Preparation time two (2) minutes

Sighting Series: Five (5) shots in a 6 seconds series

Shoot-off series: Five (5) shot in a 6 seconds series

5.4.6.2 Further Tied score

In the event of a further tied score, a second shoot-off consisting of one (1) series must be fired. If the tie is still not broken, the shoot-offs will continue until the ties are broken

5.5 SHOOTING – EVENTS SHOTGUN

5.5.1 Shooting - Regulations for Trap Men and Women

This program takes place according to the ISSF Rules and Regulations for Trap.

5.5.2 Shooting - Regulations for Skeet Men and Women

This program takes place according to the *ISSF Rules and Regulations* for Skeet.

5.5.3 Ranking in all Shotgun-Competitions in CISM

Individual Ranking

The final ranking for the medal-positions in the case of a tie is done by a shoot-off according to ISSF-rules. Rankings below the lowest medal-position is done by the



"Count-Back"-method according to the ISSF rules. Ties with perfect scores will not be broken but will share first place with the same rank. The next rank is then appropriately numbered.

Team Ranking Shotgun

If two (2) or more teams have the same scores, ranking must be decided by the combined score of the team members in the last round of targets, then by the next to the last round, etc. until the tie is broken.

5.6 QUALIFICATION FOR THE INDIVIDUAL COMPETITIONS IN RIFLE AND PISTOL EVENT

At the preliminary meeting, the host country must inform about the number of firing points that will be in use in the individual competitions. (In general, *all available firing points* should be used, except for 2 (left, right) that will be *in reserve*). Based on this information, the rules for qualification for the individual competitions will be:

- a) Not less than 80% of the number of competitors shall be qualified by their results in the team competition:
60% shall be qualified directly by their ranking in their respectively relays.
20% shall be qualified by best scoring independent of relays.
- b) The remaining firing positions (*not more than 20% of the competitors*) will be filled up in accordance to scoring among nations not having competitors qualified for the individual competition as referred in item (a). Only one participant from each of these nations can qualify.
If there is no need for all of the 20% nationality places, the rest of final places are qualified by highest results.

Shooters with **DNS** and **DSQ** have no right to start in the Individual competition, and are not counted in the calculation for the individual event

Example

The calculation in detail for the 60 % is as follows:

40 Targets in Total, to use for the Finals = 38 (reserve 1 left, 1 right).

38 Targets as Total

- 60% are 22,8 targets so 23 Shooters starts directly from the relays
- 20% are 7,6 targets so 8 Shooters starts from the best individual results over all relays
- 20% are 7.6 targets so 7 Shooters (instead of 8) starts from the nations without start places in the 80% above

Calculation for the 60 % (23 shooters) for example 94 shooters, 3 Relays:

- Relay 1: 28 shooters with results (without DNS, DSQ)
- Relay 2: 34 shooters with results (without DNS, DSQ)
- Relay 3: 32 shooters with results (without DNS, DSQ)

23 shooters of a total of 94 shooters are 24,5 %

-24,5% of 28 shooters in relay 1 are 6,8 or 7 shooters

-24,5% of 34 shooters in relay 2 are 8,3 or 8 shooters

-24,5% of 32 shooters in relay 3 are 7,8 or 8 shooters



In order to ensure equal conditions for the best nations in the team competitions, the **best 10 nations** of the last shooting military world championship shall have the same number of shooters in each relay.

(For example in a 3-relay match: 1-1-1).

5.7 CISM WORLD RECORDS

CISM world records may be established in World Military Shooting Championships which had been conducted according to CISM regulations.

CISM world records may be established in qualification competitions (team competition) as well as in individual competitions. Team records may only be established in team competition.

Inner Tens do not count for the World Record.

6 CISM CADET GAMES

6.1 GENERAL REMARKS

After the success of the summer and winter CISM World Games, the International Military Sports Council has decided to create a new category of international sports competitions opened to the young generations of the military personnel of the world, called "the CISM World Cadet Games". The CISM World Cadet Games take place after announcement by the International Military Sports Council. Most CISM and ISSF Shooting Rules apply to the CISM World Cadet Games, the exceptions can be found in the articles below.

6.2 EVENTS RIFLE

- 300m CISM Cadet Rifle Match Team Men
- 300m CISM Cadet Rifle Match Individual Men
- 300m Cadet Military Rapid Fire Rifle Team Men
- 300m Cadet Military Rapid Fire Rifle Individual Men
- 300m CISM Cadet Rifle Match Team Women
- 300m CISM Cadet Rifle Match Individual Women
- 300m Cadet Military Rapid Fire Rifle Team Women
- 300m Cadet Military Rapid Fire Rifle Individual Women



6.3 PISTOL

- 25m CISM Cadet Pistol Match Team Men
- 25m CISM Cadet Pistol Match Individual Men
- 25m Cadet Military Rapid Fire Pistol Team Men
- 25m Cadet Military Rapid Fire Pistol Individual Men
- 25m CISM Cadet Pistol Match Team, Women
- 25m CISM Cadet Pistol Match Individual Women
- 25m Cadet Military Rapid Fire Pistol Team Women
- 25m Cadet Military Rapid Fire Pistol Individual Women

6.4 TITLES ATTRIBUTED

6.4.1 Individual Titles Rifle and Pistol Men

- (Year) World military champion in 300m CISM Cadet Rifle Match Men
- (Year) World military champion in 300m Cadet Military Rapid Fire Rifle Men
- (Year) World military champion in 25m CISM Cadet Pistol Match Men
- (Year) World military champion in 25m Cadet Military Rapid Fire Pistol Men

6.4.2 Individual Titles Rifle and Pistol Women

- (Year) World military champion in 300m CISM Cadet Rifle Match Women
- (Year) World military champion in 300m CISM Cadet Military Rapid Fire Rifle Women
- (Year) World military champion in 25m CISM Cadet Pistol Match Women
- (Year) World military champion in 25m Cadet Military Rapid Fire Pistol Women

6.4.3 Team Titles Rifle and Pistol Men

- (Year) World military champion in 300m CISM Cadet Rifle Match Team Men
- (Year) World military champion in 300m Cadet Military Rapid Fire Rifle Team Men
- (Year) World military champion in 25m CISM Cadet Pistol Match Team Men
- (Year) World military champion in 25m Cadet Military Rapid Fire Pistol Team Men

6.4.4 Team Titles in Pistol Women

- (Year) World military champion in 300m CISM Cadet Rifle Match Team Women
- (Year) World military champion in 300m Cadet Military Rapid Fire Rifle Team Women
- (Year) World military champion in 25m CISM Cadet Pistol Match Team Women
- (Year) World military champion in 25m Cadet Military Rapid Fire Pistol Team Women

6.5 BADGES AND CERTIFICATES

See CISM Regulations, Chapter VII / VIII.

6.6 AWARDS AND PRIZES

See CISM Regulations, Chapter VII / VIII.



6.7 OFFICIAL MEDALS

The following official CISM medals are awarded. These medals are provided at the expense of the host nation:

- A medal to each of the first three competitors in the individual RTS of each discipline.
- A medal to each member of the first three teams of each discipline.
- One complete medals set (gold, silver, bronze) for the CSC Shooting.

6.8 COMPOSITION OF A MISSION

The mission of a country participating in the CISM World Cadet Games in shooting can include a maximum of:

- 1 Team Captain
- 1 Rifle Coach Men 3 Rifle Shooters Men
- 1 Rifle Coach Women 3 Rifle Shooters Women 1 Pistol Coach Men
- 3 Pistol Shooters Men
- 1 Pistol Coach Women 3 Pistol Shooters Women
- 1 Jury Member (no ISSF jury license needed)

6.9 CISM CADET SHOOTING - EVENTS

6.9.1 300m Rifle Cadet

Target: official ISSF 300m Rifle Target. Full ring scoring (no inner tens)

6.9.1.1 The 300m CISM Cadet Rifle Match

The match consists of a prone shooting event of 30 competition shots divided into two phases of 15 shots each fired in the following order:

15 Single Shots in 60 seconds each, scoring after each shot.

3 series of 5 Shots each in 60 seconds, scoring after each series.

Before the competition begins, a limited number of 20 sighting shots may be fired within a time limit of 15 minutes. After each sighting shot the marker must show the value and the position of the hit on the target. The competitor may observe the hits with the telescope.

6.9.1.2 The 300m Cadet Military Rapid Fire Rifle

The program consists of a shooting event of 30 competition shots divided into two positions of 15 shots each. Each position consists of 3 series of 5 shots and is fired in the following order:

Kneeling: 3 series of 5 shots each. Each series in 60 seconds.

Prone: 3 series of 5 shots each. Each series in 30 seconds.

6.9.1.3 Sighters

see Cadet Rifle Match.

The sighting shots can be fired in any position as long as the changing of positions does not disturb another competitor. Competitors will be given 10 minutes to change position in match firing.



6.9.1.4 Commands

Commands for sighting shots:

"The preparation and sighting time - START! – 30seconds – STOP!"

Each competition series starts with the command: **"Get ready for the position (prone single shots, prone, kneeling)" – (60 sec) – LOAD!"**. After **"get ready..."** the magazines can be filled by needed number of the ammunition only.

After one minute, the Range Officer will command:

"Attention, three - two - one – fire".

On "fire" all the targets are hoisted simultaneously to the firing position. The firing in both matches will cease with a 3 seconds long whistle tone. During the whistling (57 seconds to 1 minute or 27 seconds 30 seconds), the competitors may fire. Each shot fired after the end of the 3 seconds whistling will be recorded as zero.

In the end of the shooting time the targets will be lowered. The single shots are fired simultaneously (odd/even). When there are series to shoot the odd number firing points shoot first, followed by the even number targets. Refire will be shot at the end of each position or the shooter may be resquaded at the decision of the Technical Jury.

After each series in prone and kneeling position, the targets are shown one minute to the competitor to allow him to observe the hits. The competitor is allowed to use a telescope during the entire competition.

Before the command "fire" is given, the weapons are held in the ready position, i.e. the weapon is not shouldered.

Between shooting positions is commanded: **"ten minutes changeover time, START!"**

6.9.2 25m Pistol Cadet

Targets: official ISSF 25m Precision and Rapid Fire Target.

6.9.2.1 CISM Cadet Pistol Match

The match consists of 30 competition shots divided into a precision phase and a rapid fire phase in which 15 shots in each phase are fired in the following order:

Precision Fire: 3 series of 5 Shots in 2 minutes, scoring after each series.

Rapid Fire: 5 Shots in 50 Seconds 5 Shots in 40 Seconds 5 Shots in 30 Seconds

6.9.2.2 Cadet Military Rapid Fire Pistol

The match consists of 30 competition shots divided into three phases of 10 shots in each phase fired in the following order:

- 2 series of 5 shots each in 30 seconds per series

- 2 series of 5 shots each in 20 seconds per series

- 2 series of 5 shots each in 10 seconds per series

6.9.2.3 Sighters

Sighters: 2 x 5 Shots in 2 Minutes

6.9.2.4 Commands

"For the sighting serie (first serie/next serie)

– LOAD! – (60 sec) – ATTENTION! – FIRE - START!



6.10 THE CHALLENGE CUP “BEST CADET NATION”

This competition is shot in a separate competition.

1 male rifle, 1 female rifle, 1 male pistol and 1 female pistol shooter per nation start as a team.

Each shooter shoots the Cadet Military Rapid Fire Competition in his or her class. The team score is the sum of scores of all team members.

The Nation with the highest team score wins the competition.

6.11 MALFUNCTIONS

One allowable malfunction per competition.

6.12 TIE - BREAKING

Tied scores will be broken by the highest number of tens, nines, eights etc of all team. If the tied score still remains, the same ranking is given.

6.13 WEAPONS

Military service rifles and pistols of the same type of the nation organizing the Cadet Games are used for all competitors. Any modifications of the weapon will result in a disqualification.

6.14 CLOTHING, GLASSES AND OTHER HELPS

For clothing, only the field uniform with according cap is allowed. No special shooting glasses, straps, eye-covers or hats are allowed.

7 CHECKLIST FOR WORLD AND INTERNATIONAL MILITARY CHAMPIONSHIPS

7.1 GENERAL PROCEDURES FOR ORGANIZING COMMITTEES

Preparation of Application:

- Review CISM Policy Manual and CISM Manual of Procedures and CISM Shooting Regulations; identify requirements
- Establish a general timetable. Ensure that dates are realistic and give sufficient time for completion of important items. Allow adequate time for responses from member nations
- Estimate accommodation and transportation requirements, and make provisional arrangements
- Prepare an outline of units within an organizing committee, including number of people required, e.g., facilities, competition, general administration, supplies,



transportation, accommodation, catering, reception and accreditation, medical and anti-doping, emergency service support, results, protocol, public relations, media and communications

- Estimate the financial requirements of each unit, and prepare a preliminary budget
- Submit proposal and preliminary budget to appropriate body, and obtain written commitments of support, including finance, if required
- Submit option for organizing a World Military Shooting Championship to CISM Headquarters complete with supporting documentation
- Prepare information packages for CISM General Assembly and next World Military Shooting Championship

7.2 PREPARATION AND CONDUCT OF A WORLD AND INTERNATIONAL MILITARY SHOOTING CHAMPIONSHIP

- Review and refine the items listed before
- Take contact with the President CISM Shooting-Committee and propose time of initial visit or contact, taking into account the necessary preparations
- Complete formation of Organizing Committee, identify committee chairmen and unit heads. Appoint a Competition Director
- Prepare terms of reference and position descriptions, identify and clarify areas of responsibility
- Identify potential individuals for staff and officials positions
- Prepare plan for engaging and training staff
- Prepare plan for engaging and training officials
- Draft detailed preliminary program, design entry forms, and submit for approval to CISM Headquarters and President CISM Shooting-Committee
- Prepare details of results procedures, arrange for result production equipment and operators, design public score boards
- Arrange medical services and facilities, including doping control testing (in consultation with President of CISM Medical Committee)
- Design award medals and certificates
- Estimate requirements and prepare procedures for reception and storage of participants' firearms, ammunition and equipment
- Liaise with the customs authorities to ensure easy entry into the country
- Prepare detailed procedures for reception, transportation, accreditation and accommodation of teams, officials, Juries and press representatives
- Draft programs for opening, closing and victory ceremonies
- Prepare final program and submit for approval to CISM Headquarters and President CISM Shooting-Committee
- After approval send invitation and final program to CISM member nations
- Prepare facilities and information procedures for the work of the media



- Prepare plans and make arrangements for cultural activities
- Arrange final pre-competition inspection visit by the President CISM Shooting-Committee (6 months ahead of the competitions), ensure presence of the Organizing Committee and staff members
- Review recommendations of President CISM Shooting-Committee; take required actions
- Make arrangements for reception, accommodation and transportation of CISM Official Representative, President CISM Shooting-Committee, Members of CISM Shooting-Committee, Chairman of Jury and Jury members and Guests of Honour. The CISM Official Representative, President CISM Shooting Committee, Members of CISM Shooting Committee and the Chairman of Jurys should be placed at the same accomodation.
- Conduct test events (not mandatory)
- Receive final entries and check accommodation facilities, reception and transportation services
- Prepare training schedules for competitors
- Verify range allocations with entries
- Verify with the President CISM Shooting-Committee the systems to be used in scoring and the arrangements for the drawing of lots
- Plan and prepare accommodation and information procedures for spectators and the promotion of maximum spectator attendance
- Ensure that arrangements have been made to establish together with the Official CISM Representative and the President CISM Shooting-Committee the Joint Report to CISM- Headquarters with all the required attachments

8 FORMS FOR JURY

Form IR (Range incident Report Form)	see annexe 01
Form CN (Classification Office Score Notification)	see annexe 02
Form CFP (25m Center Fire Pistol Men)	see annexe 03
Form SP (25m Pistol Women)	see annexe 04
Form MRP (25m Military Rapid Fire Pistol Men&Women)	see annexe 05
Form MRR (300m Military Rapid Fire Rifle)	see annexe 06
Form P (Protest Form)	see annexe 07
Form AP (Request for decision by Jury of Appeal)	see annexe 08
Form DC (Dress/Advertising Code Violation Warning)	see annexe 09
Form CRM (300m Cadet Rifle Match)	see annexe 10
Form CMRR (300m Cadet Military Rapid Fire Rifle)	see annexe 11
Form CCPM (25m Cadet Pistol Match)	see annexe 12
Form CMRP (25m Cadet Military Rapid Fire Pistol)	see annexe 13




9 ANNEXES

View next pages.




ANNEXE 01

		RANGE INCIDENT REPORT FORM				IR	
Incident Report Serial Number:							
Date of Incident:				Time of Incident:			
Event:		Relay:		Firing Point:			
Athlete's Name:				Stage:			
Bib Number:		Nationality:		Series:			
Brief Details of Incident:							
Applicable ISSF Rules:							
Penalty imposed:							
Signature of Range Officer Initiating Report:				Printed Name:		Time:	
Signature of Competition Jury Member				Printed Name:		Time:	
Signature of Classification Officer				Printed Name		Time:	
Signature of Classification Jury Member				Printed Name		Time:	
Signature of Ranking Technical Officer				Printed Name		Time:	
Score Amendment Reference				Ref:			




ANNEXE 02

		CLASSIFICATION OFFICE SCORE NOTIFICATION FORM		CN	
Event:		Date:			
Relay:		Elimination / Qualification:			
Preliminary Result Posted by (name):		Time:			
Protest Time ended at:		Time:			
There were NO Protests (name):		Results Confirmed			
OR...					
Protest Submitted (See Attached Protest Form)		Time Protest Received:			
Results NOT yet Confirmed					
Signature of Classification Officer:		Time:			
Signature of Classification Jury Member:		Time:			
Signature of Ranking Technical Officer:		Ref:			




ANNEXE 03

		Malfunction Score Computation 25m Center Fire Pistol Men				CFP	
Relay	Series	1 st / 2 nd / 3 rd / 4 th / 5 th / 6 th			Time of Malfunction		
	Stage	Precision / Rapid Fire					
Firing Point Number	Athlete's Name						
Bib Number	Nationality				Date		
For ALLOWABLE malfunction insert "AM", for NON-ALLOWABLE insert "NAM 0", for UNFIRED SHOTS insert "0" – only for misses, or for shots not fired (by shot number) on the target in both series:							
Shot:	1	2	3	4	5	Total	
Series:							
Competition							
Repetition							
Final Score							
(Final Score is the total of the five lowest value score in each column).							
If second part of a ten shot series, the total of the previous (first) five shots must be recorded; if not, leave blank.			Previous five shot score:		Correct Ten shot score:		
Range Officer's Signature			Range Officer's Name (Printed)				
Range Jury Member's Signature			Range Jury Member's Name (Printed)				
Classification Officer's Signature			Classifications Jury Member's Signature				
Confirmation of Manual Intervention of Computer Result at Ranking Computer					Technical Officer's Signature		
Classification Jury Member's Signature					Correction Reference Number		




ANNEXE 04

		Malfunction Score Computation 25m Pistol Women				SP	
Relay	Series	1 st / 2 nd / 3 rd / 4 th / 5 th / 6 th			Time of Malfunction		
	Stage	Precision / Rapid Fire					
Firing Point Number	Athlete's Name						
Bib Number	Nationality			Date			
<p>For ALLOWABLE malfunction insert "AM", for NON-ALLOWABLE insert "NAM 0", for UNFIRED SHOTS insert "0" – only for misses, or for shots not fired (by shot number) on the target in both series:</p>							
Shot:	1	2	3	4	5	Total	
Series:							
Competition							
Repetition							
Final Score							
(Final Score is the total of the five lowest value score in each column).							
<p>If second part of a ten shot series, the total of the previous (first) five shots must be recorded; if not, leave blank.</p>			<p>Previous five shot score:</p>		<p>Correct Ten shot score:</p>		
Range Officer's Signature			Range Officer's Name (Printed)				
Range Jury Member's Signature			Range Jury Member's Name (Printed)				
Classification Officer's Signature			Classifications Jury Member's Signature				
Confirmation of Manual Intervention of Computer Result at Ranking Computer					Technical Officer's Signature		
Classification Jury Member's Signature					Correction Reference Number		




ANNEXE 05

		Malfunction Score Computation 25m Military Rapid Fire Pistol Men & Women				MRP	
Relay		Series	1 st / 2 nd / 3 rd / 4 th		Time of Malfunction		
		Stage	10s / 8s / 6s				
Firing Point Number		Athlete's Name					
Bib Number		Nationality		Date			
For ALLOWABLE malfunction insert "AM", for NON-ALLOWABLE insert "NAM 0", for UNFIRED SHOTS insert "0" "--" only for misses, or for shots not fired on each single target in both series:							
Shot:							
Series:	1	2	3	4	5	Total	
Competition							
Repetition 1							
Repetition 2							
Final Score							
(Final Score equals the total of the lowest value score in each column)							
If second part of a ten shot series, the total of the previous (first) five shots must be recorded; if not, leave blank.			Previous five shot score:		Correct Ten shot score:		
Range Officer's Signature			Range Officer's Name (Printed)				
Range Jury Member's Signature			Range Jury Member's Name (Printed)				
Classification Officer's Signature			Classification Jury Member's Signature				
Confirmation of Manual Intervention of Computer Result at Ranking Computer				Technical Officer's Signature			
Classification Jury Member's Signature				Correction Reference Number			



ANNEXE 06

		<p align="center">Malfunction Score Computation 300m Military Rapid Fire Rifle</p>								<p align="center">MRR</p>	
Relay	Series	kneeling/prone/standing						Time of Malfunction			
	Stage	1 st / 2 nd									
Firing Point Number	Athlete's Name										
Bib Number	Nationality						Date				
<p align="center">For ALLOWABLE malfunction insert "AM", for NON-ALLOWABLE insert "NAM 0", for UNFIRED SHOTS insert "0" – only for misses, or for shots not fired on each single target in both series:</p>											
Shot:	1	2	3	4	5	6	7	8	9	10	Total
Series:											
Competition											
Repetition 1											
Repetition 2											
Final Score											
(Final Score is the total of the ten lowest value shot-scores overall)											
If second part of a ten shot series, the total of the previous (first) ten shots must be recorded; if not, leave blank.						Previous ten shot score:			Correct ten shot score:		
Range Officer's Signature						Range Officer's Name (Printed)					
Range Jury Member's Signature						Range Jury Member's Name (Printed)					
Classification Officer's Signature						Classification Jury Member's Signature					
Confirmation of Manual Intervention of Computer Result at Ranking Computer								Technical Officer's Signature			
Classification Jury Member's Signature								Correction Reference Number			



ANNEXE 07

Page 1/2

	PROTEST FORM	P
PROTEST INFORMATION (TO BE COMPLETED BY ATHLETE OR OFFICIAL)		
Event:		
Protest to Jury:		
Date _____ and time _____ of action or decision being protested.		
Action or Decision Being Protested (describe in writing):		
Reason for Protest (also list ISSF Rules concerned):		
Protest Submitted By:		
Name – Nation – Signature		
Protest RECEIPT (TO BE COMPLETED BY OFFICIAL RECEIVING PROTEST)		
Protest received: Date: _____ Time: _____		
Amount Fee Paid: _____ Received by: _____		
Printed Name and Signature of official receiving protest		




Jury decision (to be completed by Jury Chairman)		
The Jury met on:	(Date) at	(Time) to consider the protest
The protest was	upheld / denied	
<i>Reason for Jury-decision:</i>		
Jury Chairman:		
Notification to the Protester:		
Date:		
Time:		
Fee retained / returned:		



APPENDIX 08

Page 1/2


	<p>REQUEST FOR DECISION BY JURY OF APPEAL</p>	<p>AP</p>
<p style="text-align: center;">TO BE COMPLETED BY TEAM LEADER OR REPRESENTATIVE: If there is continued disagreement with a Jury decision, the matter may be submitted to the Jury of Appeal. A copy of the previous Protest Form 8.1 (P) must be attached.</p>		
<p style="text-align: center;">Reason for Appeal:</p>		
<p style="text-align: center;">Appeal Information:</p>		
<p>Appeal Submitted By:</p>		
<p>Name – Nation - Signature</p>		
<p style="text-align: center;">APPEAL INFORMATION (To Be Completed By Official Receiving Appeal)</p>		
<p>Appeal received: Date:</p>		<p>Time:</p>
<p>Amount Fee Paid</p>		<p>Received by:</p>
<p>Printed Name and Signature of official receiving protest</p>		



Jury of Appeal decision (to be completed by Jury Chairman)		
The Jury of Appeal met on:	(Date) at	(Time) to consider the protest
The decision of the Jury was		upheld / denied
<i>Reason for Jury of Appeal - decision:</i>		
Jury Chairman:	Name and Signature	
Notification to the Appellant:		
Date:		
Time:		
Fee retained / returned:		
The decision of the Jury of Appeal is Final		




APPENDIX 09

		DRESS/ADVERTISING CODE VIOLATION WARNING			DC	
Incident Report Serial Number:						
Date of Violation:				Time of Violation:		
Athlete's Name:						
Bib Number:		Nationality:				
Description of Dress/Advertising Code Violation:						
Signature of Range Officer Initiating Report:			Printed Name:		Time:	




APPENDIX 10

		Malfunction Score Computation 300m Cadet Rifle Match				CRM	
Relay		Series	1st / 2nd / 3rd		Time of Malfunction		
Firing Point Number		Athlete's Name					
Bib Number		Nationality			Date		
For ALLOWABLE malfunction insert "AM", for NON-ALLOWABLE insert "NAM 0", for UNFIRED SHOTS insert "0" – only for misses, or for shots not fired (by shot number) on the target in both series:							
Shot: Series:	1	2	3	4	5	Total	
Competition							
Repetition							
Final Score							
(Final Score is the total of the five lowest value score in each column).							
If second part of a ten shot series , the total of the previous (first) five shots must be recorded; if not, leave blank.			Previous five shot score:		Correct Ten shot score:		
Range Officer's Signature			Range Officer's Name (Printed)				
Range Jury Member's Signature			Range Jury Member's Name (Printed)				
Classification Officer's Signature			Classifications Jury Member's Signature				
Confirmation of Manual Intervention of Computer Result at Ranking Computer					Technical Officer's Signature		
Classification Jury Member's Signature					Correction Reference Number		




APPENDIX 11

		Malfunction Score Computation 300m Cadet Military Rapid Fire Rifle				CM RR	
Relay	Series	1st / 2nd / 3rd			Time of Malfunction		
	Stage	Kneeling / Prone					
Firing Point Number	Athlete's Name						
Bib Number	Nationality			Date			
<p>For ALLOWABLE malfunction insert "AM", for NON-ALLOWABLE insert "NAM 0", for UNFIRED SHOTS insert "0" – only for misses, or for shots not fired (by shot number) on the target in both series:</p>							
Shot: Series:	1	2	3	4	5	Total	
Competition							
Repetition							
Final Score							
(Final Score is the total of the five lowest value score in each column).							
<p>If second part of a ten shot series, the total of the previous (first) five shots must be recorded; if not, leave blank.</p>			Previous five shot score:		Correct Ten shot score:		
Range Officer's Signature				Range Officer's Name (Printed)			
Range Jury Member's Signature				Range Jury Member's Name (Printed)			
Classification Officer's Signature				Classifications Jury Member's Signature			
Confirmation of Manual Intervention of Computer Result at Ranking Computer				Technical Officer's Signature			
Classification Jury Member's Signature				Correction Reference Number			




APPENDIX 12

		Malfunction Score Computation 25m Cadet Pistol Match				CC PM	
Relay		Series	50sec / 40sec / 30sec		Time of Malfunction		
Firing Point Number		Athlete's Name					
Bib Number		Nationality			Date		
For ALLOWABLE malfunction insert "AM", for NON-ALLOWABLE insert "NAM 0", for UNFIRED SHOTS insert "0" – only for misses, or for shots not fired (by shot number) on the target in both series:							
Shot: Series:	1	2	3	4	5	Total	
Competition							
Repetition							
Final Score							
(Final Score is the total of the five lowest value score in each column).							
If second part of a ten shot series , the total of the previous (first) five shots must be recorded; if not, leave blank.			Previous five shot score:		Correct Ten shot score:		
Range Officer's Signature				Range Officer's Name (Printed)			
Range Jury Member's Signature				Range Jury Member's Name (Printed)			
Classification Officer's Signature				Classifications Jury Member's Signature			
Confirmation of Manual Intervention of Computer Result at Ranking Computer					Technical Officer's Signature		
Classification Jury Member's Signature					Correction Reference Number		



ANNEXE 13

		Malfunction Score Computation 25m Cadet Military Rapid Fire Pistol				CM RP	
Relay	Series	1st / 2nd			Time of Malfunction		
	Stage	30sec/20sec/10sec					
Firing Point Number	Athlete's Name						
Bib Number	Nationality			Date			
<p>For ALLOWABLE malfunction insert "AM", for NON-ALLOWABLE insert "NAM 0", for UNFIRED SHOTS insert "0" – only for misses, or for shots not fired (by shot number) on the target in both series:</p>							
Shot: Series:	1	2	3	4	5	Total	
Competition							
Repetition							
Final Score							
(Final Score is the total of the five lowest value score in each column).							
<p>If second part of a ten shot series, the total of the previous (first) five shots must be recorded; if not, leave blank.</p>			Previous five shot score:		Correct Ten shot score:		
Range Officer's Signature			Range Officer's Name (Printed)				
Range Jury Member's Signature			Range Jury Member's Name (Printed)				
Classification Officer's Signature			Classifications Jury Member's Signature				
Confirmation of Manual Intervention of Computer Result at Ranking Computer					Technical Officer's Signature		
Classification Jury Member's Signature					Correction Reference Number		